


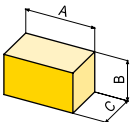




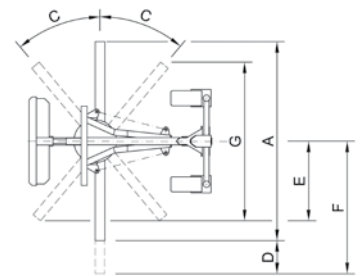
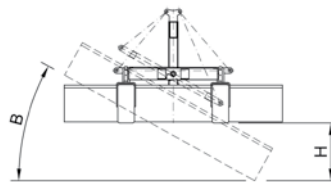
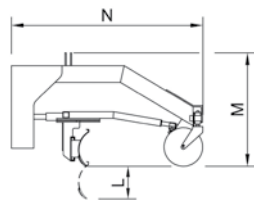
LEVELING GRADER



TECHNICAL SPECIFICATION

Model		LG 210	LG 240	LG 270	LG 210 P	LG 240 P	LG 270 P	
Blade width	A mm	2133	2400	2700	2133	2400	2700	
Oil flow, min-max	lt/min	20-80						
Oil pressure, min-max	bar	120-250		140-250	120-250		140-250	
Weight standard configuration	kg	730	750	1000	730	750	1000	
Solenoid valve, blade tilt		ON-OFF ⁽¹⁾			PROPORTIONAL ^{(1) (2)}			
Hydraulic control of blade Rh and Lh side positioning	D mm	± 400		± 450	± 400		± 450	
Hydraulic control of Rh and Lh blade tilt	B	± 30°						
Hydraulic control of Rh and Lh blade swing	C	± 35°		± 40°	± 35°		± 40°	
E	mm	860	962	1080	860	962	1080	
F	mm	1466	1600	1800	1466	1600	1800	
G	mm	1720	1924	2153	1720	1924	2153	
H	mm	578	643	713	578	643	713	
L	mm	165	165	400	165	165	400	
M	mm	1320		1397	1320		1397	
N	mm	2220		2363	2220		2363	
	ton	2,5 - 3,6		3,5 - 5,5	2,5 - 3,6		3,5 - 5,5	
	ton	3,0 - 4,4		4,2 - 7,8	3,0 - 4,4		4,2 - 7,8	
	ton	3,2 - 5,0		4,8 - 8,2	3,2 - 5,0		4,8 - 8,2	
Overall size in standard configuration		A cm	173	184	215	173	184	215
		B cm	132	132	140	132	132	140
		C cm	222	222	236	222	222	236

Working dimensions



- ⁽¹⁾ Grader LG mod. "P" blade operated with ON-OFF control will make ON-OFF movements. Proportional movements are possible just with automatic proportional laser control.
- ⁽²⁾ Grader LG mod. "P" manually operated in PROPORTIONAL control mode performs blade PROPORTIONAL movements.



G.F. Gordini srl

Via E. Mattei, 4 - 48012 Bagnacavallo RA - Italy

tel. +39 0545 62712 fax +39 0545 62140

info@gfgordini.com - www.gfgordini.com

ACCESSORI PER MACCHINE OPERATRICI

Data, descriptions and images of this document are not binding hence GF Gordini reserves the right to alter part or all of them at any time with no notice.