


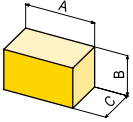




# WHEEL TRENCHER

# TECHNICAL SPECIFICATION

Model		WE 450 F	WE 450 B	WE 600 F	WE 600 B
Standard wheel width	mm	130			
Trenching depth with standard wheel	mm	150 - 450		200 - 600	
Standard asphalt picks	n.	66		80	
Oil flow, min-max <sup>(1)</sup>	lt/min	100 - 140		120 - 160	
Oil pressure, max-min <sup>(1)</sup>	bar	300 - 170			
Weight standard configuration	kg	1180	1200	1300	1320
Wheel width, min-max	mm	80 - 200			
Depth adjustment		hydraulic			
Right and Left sideshift		650			
Average milling speed (standard wheel/max depth)	mt/min	0,6 - 5,5	0,6 - 5,5	0,5 - 4,5	0,5 - 4,5
	ton	3,2 - 4,5		4,0 - 5,2	
	ton	6,0 - 8,5		7,0 - 9,5	
	ton	6,0 - 8,5		7,0 - 9,5	
<b>Overall size in standard configuration</b>		A cm B cm C cm	160 156 199		160 176 225

<sup>(1)</sup> Hydraulic system flow and pressure must be inversely proportional



Mod. WE-F

Wheel trencher with forward trenching direction



Mod. WE-B

Wheel trencher with backwards trenching direction



**G.F. Gordini srl**

Via E. Mattei, 4 - 48012 Bagnacavallo RA - Italy

tel. +39 0545 62712 fax +39 0545 62140

info@gfgordini.com - www.gfgordini.com

**ACCESSORI PER MACCHINE OPERATRICI**

Data, descriptions and images of this document are not binding hence GF Gordini reserves the right to alter part or all of them at any time with no notice.